

Adı: \_\_\_\_\_

Soyadı: \_\_\_\_\_

Sınıfı: \_\_\_\_\_

No: \_\_\_\_\_

# ETKİNLİK AVCISI

# 4. Sınıf

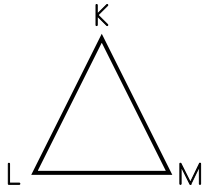
Üçgen, Kare ve Dikdörtgenin Kenarları

Matematik

**Not:** [ ] sembolü kenarı anlamına gelir. | | kenar uzunluğu anlamına gelir.

## KENARLARI İSİMLENDİRELİM

### ÜÇGEN



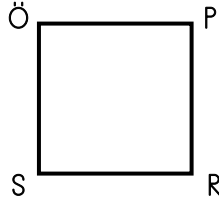
KLM Üçgeni

[KL]

[NL]

[ML]

### KARE



ÖPRS Karesi


[ÖP]

[PR]

[RS]

[SÖ]

### DIKDÖRTGEN



ABCD Dikdörtgeni

[AB]

[BC]


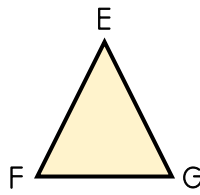
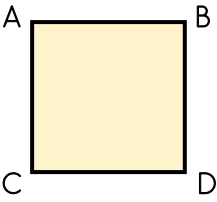
[CD]

[DA]



### Etkinlik 1

Aşağıda verilen geometrik şekillerin kenar isimlerini verilen kenarlarla eşleştirelim.



[EF]

[KN]

[ML]

[FG]

[LK]

[GE]

[AB]

[DC]




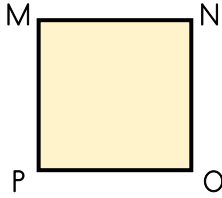

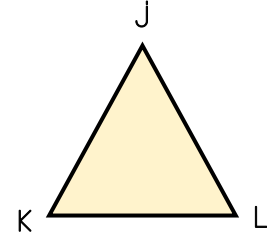

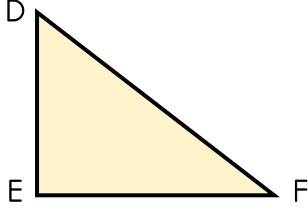
[BD]

[NM]



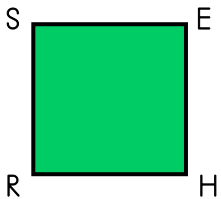
## Etkinlik 2

Aşağıda verilen geometrik şekillerin kenar isimlerini kareli yerlere yazalım.



## Etkinlik 3

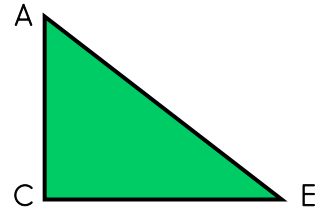
Aşağıda verilen geometrik şekillere ait olmayan kenarı işaretleyelim.



- [SH]
- [SR]
- [RH]
- [HE]
- [RE]
- [EH]



- [HR]
- [HY]
- [RY]
- [YD]
- [DH]
- [RD]



- [AC]
- [AB]
- [CE]
- [BC]
- [EB]
- [EA]