

e

E



3. fasikül

a - n - e - t - i - l




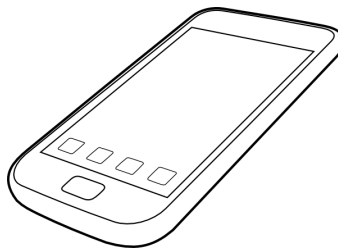
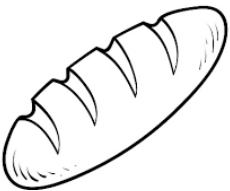


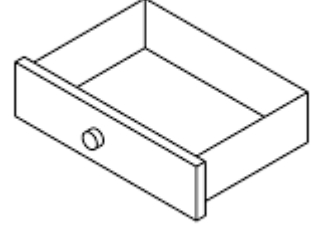


1. SINIF

1

Etkinlik

E sesinin olduğu resmi bul, boya, kutucuğu işaretle.





1. SINIF



2

Etkinlik

E sesini bulalım, kelimenin başından mı, ortasında mı, sonunda mı?



3

Etkinlik

Aşağıda verilen kelimelerde E-e seslerini yuvarlak içine alalım.

Elma

Tekerlek

Elek

merdiven

Eşarp

kereviz

Patates

tencere

kedi



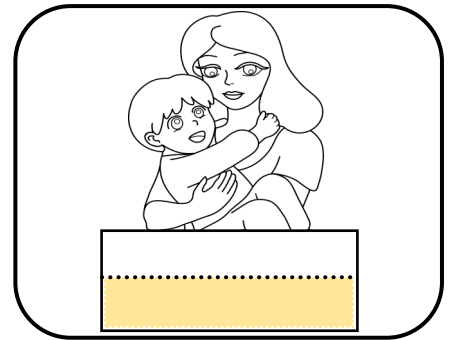
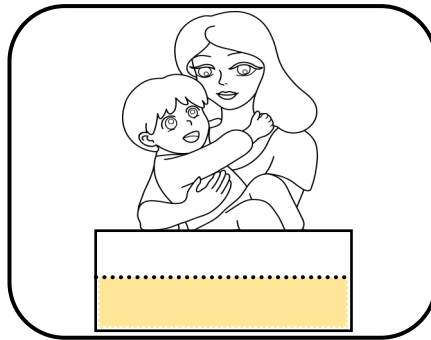
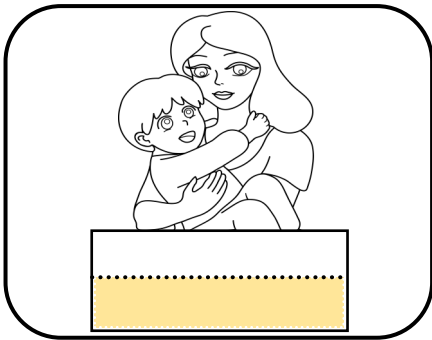
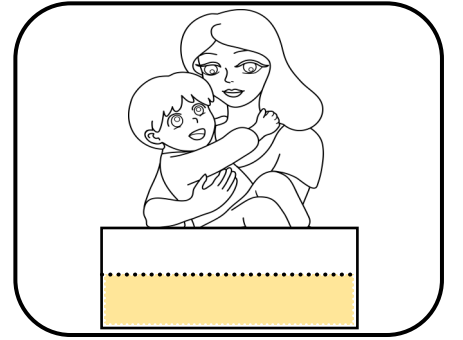
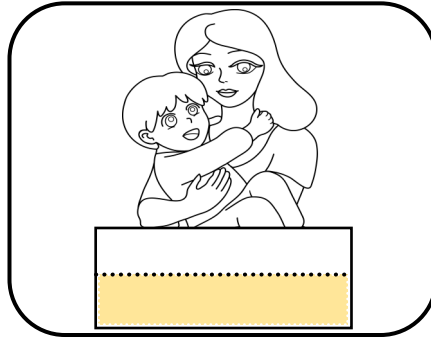
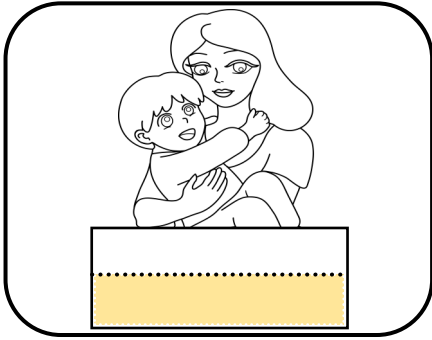








1. SINIF

4

Etkinlik

E sesi interaktif defter çalışması.





1. SINIF




İLK OKUMA YAZMA

5

Etkinlik

e sesini yazalım.



e e e e e e

e e e e

e e

e

e

e

e

e



haydarhoca.net

4



hhocaninsinifi





1. SINIF



İLK OKUMA YAZMA

e

e

e

e

e

e

e

e

e

e

e



haydarhoca.net

5



hhocaninsinifi



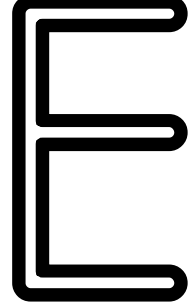


1. SINIF

6

Etkinlik

E sesini yazalım.





1. SINIF



İLK OKUMA YAZMA

Handwriting practice line with a dashed left margin and a dotted midline.

Handwriting practice line with a dashed left margin and a dotted midline.

Handwriting practice line with a dashed left margin and a dotted midline.

Handwriting practice line with a dashed left margin and a dotted midline.

Handwriting practice line with a dashed left margin and a dotted midline.

Handwriting practice line with a dashed left margin and a dotted midline.

Handwriting practice line with a dashed left margin and a dotted midline.

Handwriting practice line with a dashed left margin and a dotted midline.

Handwriting practice line with a dashed left margin and a dotted midline.

Handwriting practice line with a dashed left margin and a dotted midline.



haydarhoca.net



hhocaninsinifi





1. SINIF



İLK OKUMA YAZMA

7

Etkinlik

E e sesini yazalım.

E e E e E e E e E e E e

E e

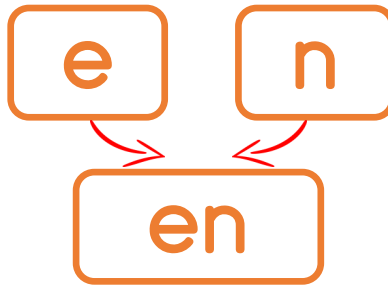
E e

E e

8

Etkinlik

Hece oluřturalım.



en en en

en

en

en

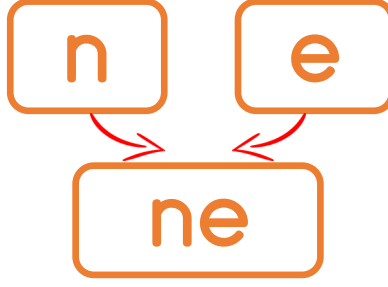




1. SINIF



İLK OKUMA YAZMA



ne ne ne ne

ne

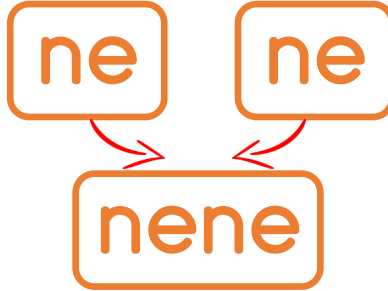
ne

ne

9

Etkinlik

Kelime oluřturalım.



nene nene nene

nene

nene

nene



haydarhoca.net

9



hhocaninsinifi





1. SINIF



İLK OKUMA YAZMA



na ne
nane

nane nane nane

nane

nane

nane

an ne
anne



anne anne anne anne

anne

anne

anne

anne





1. SINIF



İLK OKUMA YAZMA

8

Etkinlik

Yazalım ve okuyalım.

en

ne

nene

nane

anne

Nene

Nane

Anne





1. SINIF



İLK OKUMA YAZMA

8

Etkinlik

5 kez okutalım. Okuttukça boyayalım.

en	ne	nene	nane	anne
nane	anne	en	ne	nene



Anne nane an

an anne an

Nene nane an

an nene an

anne, nene nane an

an nane an

nene an

anne an

nane an






1. SINIF

9

Etkinlik

Boyayalım.



en → ●

ne → ●

nene → ●

nane → ●

anne → ●

