

6. fasikiil

a - n - e - t - i - l




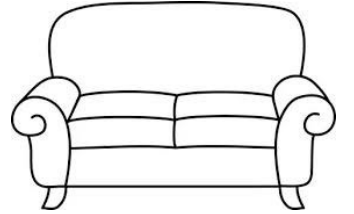

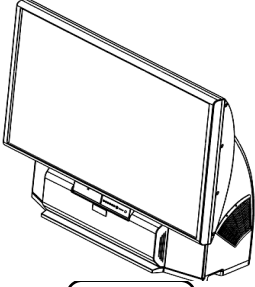




1. SINIF

1

Etkinlik

L sesinin olduğu resmi bul, boya, kutucuğu işaretle.





1. SINIF



2

Etkinlik

l sesini bulalım, kelimenin başından mı, ortasında mı, sonunda mı?



3

Etkinlik

Aşağıda verilen kelimelerde L-l seslerini yuvarlak içine alalım.

balina

iyilik

İstanbul

Leylek

atlet

aile

Tilki

Lale

bisiklet















1. SINIF

4

Etkinlik

L sesi interaktif defter çalışması.





1. SINIF

5

Etkinlik

○ sesi interaktif defter çalışması.



el



el



el



el



nal



nal



nal



nal



lale



lale



lale



lale



aile



aile



aile



aile



atlet



atlet



atlet



atlet






1. SINIF

5

Etkinlik

l sesini yazalım.





1. SINIF

A series of ten horizontal writing lines for a first-grade student. Each line consists of a solid top line, a dashed middle line, and a solid bottom line. The area between the dashed and solid bottom lines is shaded yellow to guide letter height. Each line starts with a small yellow chick icon on the left side.





1. SINIF

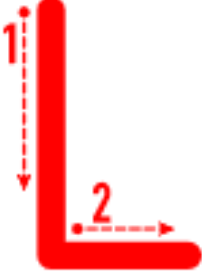


İLK OKUMA YAZMA

6

Etkinlik

L sesini yazalım.



Handwriting practice line with a dashed 'L' for tracing and a yellow shaded area for writing.

Handwriting practice line with a dashed 'L' for tracing and a yellow shaded area for writing.

Handwriting practice line with a dashed 'L' for tracing and a yellow shaded area for writing.

Handwriting practice line with a dashed 'L' for tracing and a yellow shaded area for writing.

Handwriting practice line with a dashed 'L' for tracing and a yellow shaded area for writing.

Handwriting practice line with a dashed 'L' for tracing and a yellow shaded area for writing.

Handwriting practice line with a dashed 'L' for tracing and a yellow shaded area for writing.

Handwriting practice line with a dashed 'L' for tracing and a yellow shaded area for writing.

Handwriting practice line with a dashed 'L' for tracing and a yellow shaded area for writing.



haydarhoca.net



hhocaninsinifi





1. SINIF



İLK OKUMA YAZMA

A series of ten horizontal writing lines for a first-grade student. Each line consists of a solid top line, a dashed middle line, and a solid bottom line, providing a guide for letter height and placement. The lines are arranged vertically down the page.



haydarhoca.net



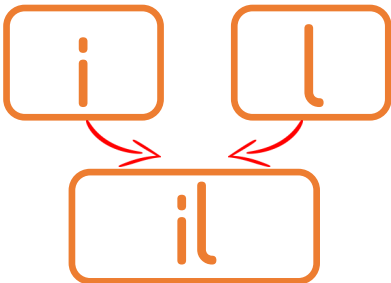
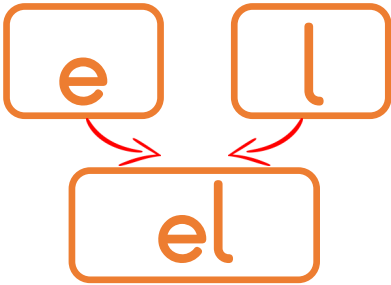
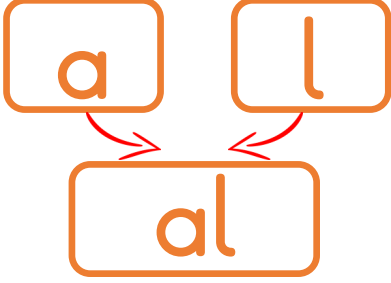
hhocaninsinifi





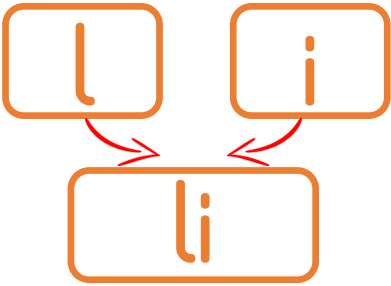
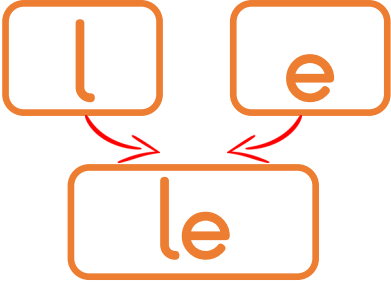
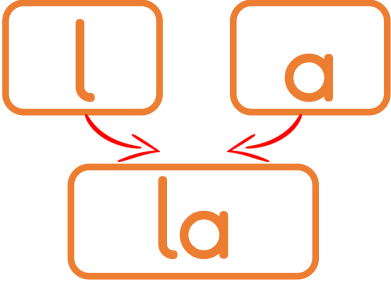
1. SINIF

7 Etkinlik Hece oluřturalım.





1. SINIF

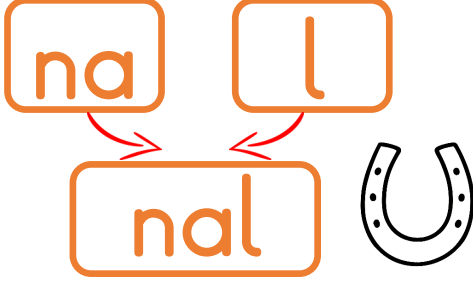




1. SINIF



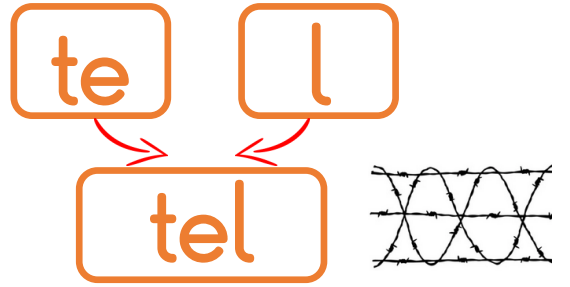
8 Etkinlik Kelime oluřturalım.



nal

nal

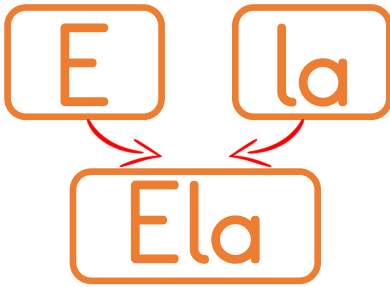
nal



tel

tel

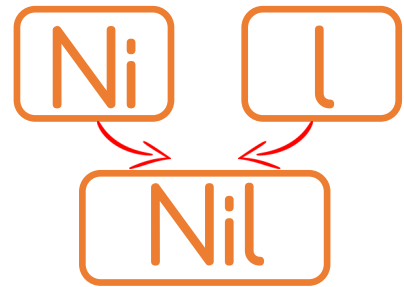
tel



Ela

Ela

Ela



Nil

Nil

Nil





1. SINIF



la le
lale



lale

lale

lale

et li
etli



etli

etli

etli

a i le
aile



aile

aile

aile

at let
atlet



atlet

atlet

atlet





1. SINIF



İLK OKUMA YAZMA

9

Etkinlik

Okuyalım yazalım.

al

el

il

la

le

li

Nil

Lale

eti

ile

taneli



haydarhoca.net

13



hhocaninsinifi





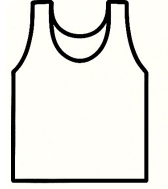


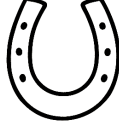
1. SINIF



10

Etkinlik

Görsellerin isimlerini yazalım.



11

Etkinlik

5 kez okuyalım okudukça boyayalım.

al - el - il

la - le - li

Ali

Lina

Talat

Lale

Nil

Ela

İnal

Nail





1. SINIF



12 Etkinlik 5 kez okuyalım, okuduktan sonrada yazalım.

Ela

Ela nane al

Ela ete nane at.

Ela, Nil ile ete nane at

Ela ete nane at.

Ela nane at.

Ela



El ele

Ela Lale el ele


Ela Lale ile el ele.

Ela, Lale ile aile el ele

Ela Lale ile el ele.

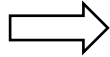
Ela Lale el ele

El ele

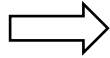


13 Etkinlik 5 kez okuyalım, okuduktan sonra da yazalım.

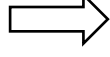
Ela lale al.




Al lale al.




Nil'e lale al.



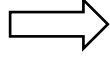
Talat' a lale al.



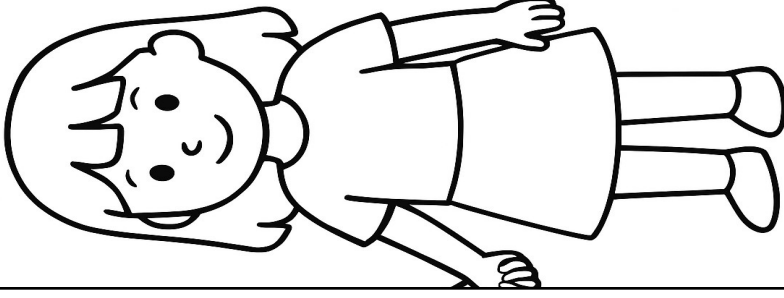
Ali ile lale al.



El ile elle al.



Boya, kes, katla Ela ile Lale el ele olsun.



	El ele Ela Lale el ele Ela Lale ile el ele. Ela, Lale ile aile el ele Ela Lale ile el ele. Ela Lale el ele El ele	

