

## 13. fasikiül

ü - s - ö - y - d - z






1. SINIF

1

Etkinlik

Ü sesinin olduğu resmi bul, boya, kutucuğu işaretle.





# 1. SINIF



2

## Etkinlik

Ü sesini bulalım, kelimenin başında mı, ortasında mı, sonunda mı?



3

## Etkinlik

Aşağıda verilen kelimelerde Ü-ü seslerini yuvarlak içine alalım.

ütü

zürafa

Atatürk

Ülke

Ümran

Ümran

ümit

tünel

Ünal




















1. SINIF

4

Etkinlik

Ü sesi interaktif defter çalışması.









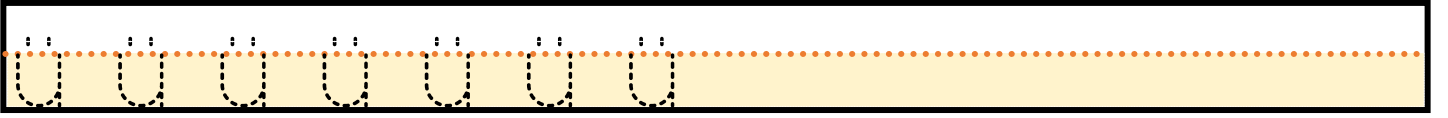
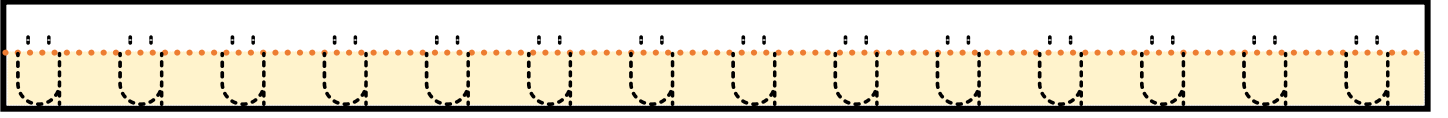



1. SINIF

5

Etkinlik

ü sesini yazalım.





1. SINIF











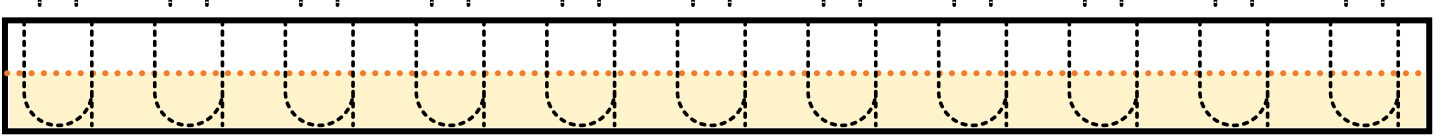
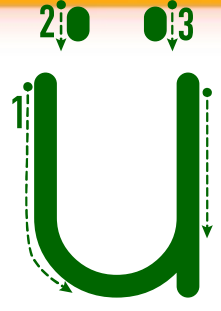


İLK OKUMA YAZMA

6

Etkinlik

Ü sesini yazalım.





# 1. SINIF



7

## Etkinlik

Hece oluşturalım.

ü + n = ün

→ ün

ü + t = üt

→ üt

ü + l = ül

→ ül

ü + k = ök

→ ök

ü + r = ür

→ ür

ü + m = üm

→ üm

n + ü = nü

→ nü

t + ü = tü

→ tü

l + ü = lü

→ lü

k + ü = kü

→ kü

r + ü = rü

→ rü

m + ü = mü

→ mü





# 1. SINIF



8

## Etkinlik

Kelime oluřturalım.



ü + tü = ütü

ütü



tü + nel = tünel

tünel



kü + rek = kürek

kürek



Ü + nal = Ünal

Ünal



Tü + lin = Tülin

Tülin



Üm + ran = Ümran

Ümran



A + ta + türk = Atatürk

Atatürk





1. SINIF

9

Etkinlik

ü sesi interaktif defter çalışması.



Ümran Atatürk'ü tanı.



Ülkü ülkeni unutma.



Türker kürek kullan.



Türk malı tüket.





# 1. SINIF



**10 Etkinlik** Görselin ismini noktalı yere yaz. Tamamladığın cümleyi tekrar yaz.



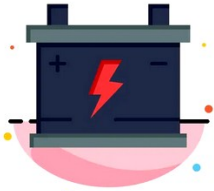
Tuvin tulu .....le.



Ümran o minik 1 .....



Ünal ..... ile at.



Ülku ..... tak.



Ümit ..... ü millete anlat.





11 **Etkinlik** Cümleleri dikte yaparak yan tarafa yazalım.

- Ülkü mor ütü al.
- Ümit ülkeni tanı.
- Ümran o ünlü mü?
- Ünal Atatürk'ü tanı.
- Umut tülü katla.
- Ülkü ülkeni unutma.
- Türker kürek kullan.
- Türk malı tüket.
- Ülkü annene etek ütüle.
- Ümmü ülken ünlü.





1. SINIF



İLK OKUMA YAZMA

12

**Etkinlik**

Bir sayfa önceki cümleleri dikte yaparak yazalım.

Blank writing line with a dashed orange line for guidance.

Blank writing line with a dashed orange line for guidance.

Blank writing line with a dashed orange line for guidance.

Blank writing line with a dashed orange line for guidance.

Blank writing line with a dashed orange line for guidance.

Blank writing line with a dashed orange line for guidance.

Blank writing line with a dashed orange line for guidance.

Blank writing line with a dashed orange line for guidance.

Blank writing line with a dashed orange line for guidance.

Blank writing line with a dashed orange line for guidance.



haydarhoca.net

11



hhocaninsinifi





## 1. SINIF

13

## Etkinlik

Hecelerin üzerinden geçip boş bırakılan yerlere yazalım.

un üt ul ök ür üm nü tü lü kü rü mü

14

## Etkinlik

Kelime ve cümleleri tekrar tekrar yazalım.

ü + tü = ütü

Umran mor ütü al.

ül + ke = ülke

Ülke ülkeni tanı.

tü + nel = tünel

Ümit o tünel.





1. SINIF

15 Etkinlik Görsellerin ne olduğunu yazalım.



Blank writing box with a dashed line for the first row and a yellow background for the second row.



Blank writing box with a dashed line for the first row and a yellow background for the second row.



Blank writing box with a dashed line for the first row and a yellow background for the second row.



Blank writing box with a dashed line for the first row and a yellow background for the second row.



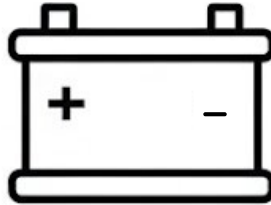
Blank writing box with a dashed line for the first row and a yellow background for the second row.



Blank writing box with a dashed line for the first row and a yellow background for the second row.



Blank writing box with a dashed line for the first row and a yellow background for the second row.



Blank writing box with a dashed line for the first row and a yellow background for the second row.



Blank writing box with a dashed line for the first row and a yellow background for the second row.



Blank writing box with a dashed line for the first row and a yellow background for the second row.



Blank writing box with a dashed line for the first row and a yellow background for the second row.



Blank writing box with a dashed line for the first row and a yellow background for the second row.





1. SINIF

ün

nü

kürek

türlü

tüneme

üt

tü

ütü

kütük

Ümitli

ül

lü

Ülkü

Ülke

tütün

ük

kü

akü

tülü

üretim

ür

rü

kürek

küre

küllük

üm

mü

kütle

ütüle

Merkür

kütle

ünlü

tüket

kültür

mümkün

ürün

tümü

tükürme

kültürlü

kükremek





## 1. SINIF

17

## Etkinlik

Akıcı okuyana kadar okuyalım.

ün

ünü

ünüm

ünlü

üt

ütü

ütülü

ütüle

ül

ülke

ülkem

ülkemi

lü

tül

tülü

tülüm

tü

Türk

Türkü

Türküm

ür

tür

Atatürk

Atatürk'ü

18

## Etkinlik

Akıcı okuyana kadar okuyalım.

## ÜTÜ

Ülkü ütü al.

Ütü ile tülü ütüle.

Tülü ile etek ütüle.

Tülü ile etek ütüle katla.

Tülü kat kat olmalı.



## ÜLKE

Ümran ülkeni tanı.

Ümran milletine tanıt.

Ülkü ile milletini tanıt.

Ülken ünlü mü?

Ünlü ülkeni tanı tanıt.





1. SINIF

Tanı

Ünal tanı

Ünal o tanı.


Ünal o Atatürk tanı.

Ünal o Atatürk'ü tanı.

Ünal o Atatürk'ü ona tanıt.

Ünal o Atatürk'ü Ümit'e tanıt.

Ünal o Atatürk'ü o Ümit'e tanıt.



Ünlü

Tülin ünlü.

Tülin ünlü mü?

Tülin ünlü mü?

Tülin kim ünlü mü?

Tülin ünlü mü?

Tülin ünlü mü?

Tülin ünlü.

Ünlü





1. SINIF



İLK OKUMA YAZMA

20

Etkinlik

Okuyalım, yazalım.



**ATATÜRK**

Ünal o Atatürk.

Atatürk'ü anla.

Ümran'a anlat.

Atatürk milletini tanır.

Atatürk'ü onlara tanıt.

Blank writing area with a dotted line for tracing.

Blank writing area with a dotted line for tracing.

Blank writing area with a dotted line for tracing.

Blank writing area with a dotted line for tracing.

Blank writing area with a dotted line for tracing.

Blank writing area with a dotted line for tracing.



haydarhoca.net



hhocaninsinifi



