

24. fasikiil

p - v - h - ğ - h - j






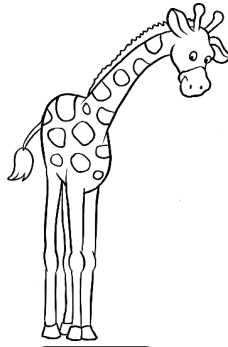
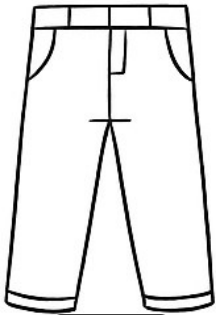
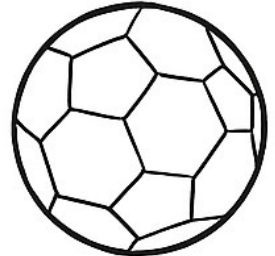





1. SINIF



1

Etkinlik

P sesinin olduđu resmi bul, boya, kutucuđu iřaretle.





1. SINIF

2

Etkinlik

P sesini bulalım, kelimenin başında mı, ortasında mı, sonunda mı?



3

Etkinlik

Aşağıda verilen kelimelerde P-p seslerini yuvarlak içine alalım.

Pelin

Isparta

Peyami

Polis

şurup

Penguen

Püskül

pamuk

pilot


















1. SINIF

4

Etkinlik

P sesi interaktif defter çalışması.




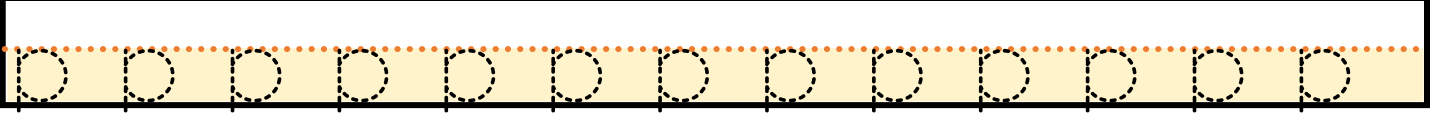



1. SINIF

5

Etkinlik

p sesini yazalım.



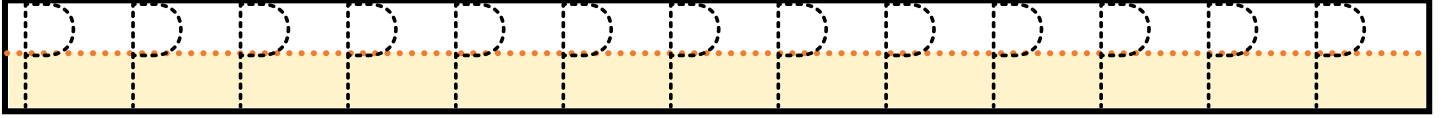



1. SINIF

6

Etkinlik

P sesini yazalım.





1. SINIF

7

Etkinlik

Hece oluşturalım.

a + p → ap

ap

p + a → pa

pa

e + p → ep

ep

p + e → pe

pe

ı + p → ip

ip

p + ı → pı

pı

i + p → ip

ip

p + i → pi

pi

o + p → op

op

p + o → po

po

ö + p →öp

öp

p + ö → pö

pö

u + p → up

up

p + u → pu

pu

ü + p →üp

üp

p + ü → pü

pü





1. SINIF



8

Etkinlik

Kelime oluşturalım.



po + lis = polis

polis



pi + de = pide

pide



pa + ten = paten

paten



pas + ta = pasta

pasta



kü + pe = küpe

küpe



pa + pat + ya = papatya

papatya





1. SINIF

9

Etkinlik

P sesi interaktif defter çalışması.



Serap arabayı park et.



Peyami bu top patlak.



Pelin peynirli pide yaptı.



Pınar portakallı pasta yapсын.





1. SINIF



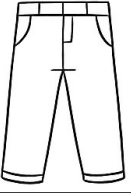
10

Etkinlik


Görselin ismini noktalı yere yaz. Tamamladığın cümleyi tekrar yaz.



almaya pazara git.




paçasını kısalttırdım.



Yeşil renkli sarıydı.



Pouraz ile sürdük.



Bu bozuk çıktı.





11

Etkinlik

Cümleleri dikte yaparak yan tarafa yazalım.

➔ Yıldızlar güzel parlıyordu.

Handwriting practice box with a dotted line for tracing.

➔ Serap pırasa çok ekşi.

Handwriting practice box with a dotted line for tracing.

➔ Poyraz atık pil topladı.

Handwriting practice box with a dotted line for tracing.

➔ Pelin pembe tişört almış.

Handwriting practice box with a dotted line for tracing.

➔ Peyami kitap okudu.

Handwriting practice box with a dotted line for tracing.

➔ Pinar portakal suyu içip uyu.

Handwriting practice box with a dotted line for tracing.

➔ Perşembe pazarına gittim.

Handwriting practice box with a dotted line for tracing.

➔ Pazartesi okullar açılıyor.

Handwriting practice box with a dotted line for tracing.

➔ Polat sobaya patates atsın.

Handwriting practice box with a dotted line for tracing.

➔ Pakize papatya topla.

Handwriting practice box with a dotted line for tracing.





1. SINIF



İLK OKUMA YAZMA

12

Etkinlik

Bir sayfa önceki cümleleri dikte yaparak yazalım.

Blank writing line with a dashed orange line for guidance.

Blank writing line with a dashed orange line for guidance.

Blank writing line with a dashed orange line for guidance.

Blank writing line with a dashed orange line for guidance.

Blank writing line with a dashed orange line for guidance.

Blank writing line with a dashed orange line for guidance.

Blank writing line with a dashed orange line for guidance.

Blank writing line with a dashed orange line for guidance.

Blank writing line with a dashed orange line for guidance.

Blank writing line with a dashed orange line for guidance.



haydarhoca.net

11



hhocaninsinifi





13

Etkinlik


Görsellerin ne olduğunu yazalım.



Blank writing box with a dashed line for the first row and a yellow background for the second row.



Blank writing box with a dashed line for the first row and a yellow background for the second row.



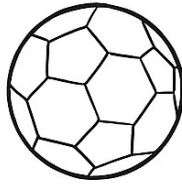
Blank writing box with a dashed line for the first row and a yellow background for the second row.



Blank writing box with a dashed line for the first row and a yellow background for the second row.



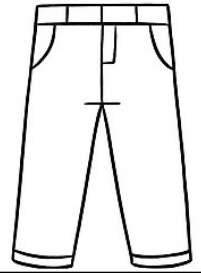
Blank writing box with a dashed line for the first row and a yellow background for the second row.



Blank writing box with a dashed line for the first row and a yellow background for the second row.



Blank writing box with a dashed line for the first row and a yellow background for the second row.




Blank writing box with a dashed line for the first row and a yellow background for the second row.



Blank writing box with a dashed line for the first row and a yellow background for the second row.



Blank writing box with a dashed line for the first row and a yellow background for the second row.



Blank writing box with a dashed line for the first row and a yellow background for the second row.




Blank writing box with a dashed line for the first row and a yellow background for the second row.



Blank writing box with a dashed line for the first row and a yellow background for the second row.



Blank writing box with a dashed line for the first row and a yellow background for the second row.



Blank writing box with a dashed line for the first row and a yellow background for the second row.



Blank writing box with a dashed line for the first row and a yellow background for the second row.





1. SINIF

ap

pa

çorap

pazar

palyaço

ep

pe

pembe

peynir

piyano

ip

pı

pınar

Piril

papatya

ip

pi

pirasa

peçete

pirzola

op

po

depo

toprak

prenses

öp

pö

polis

kitap

patates

up

pu

para

perde

patlıcan

üp

pü

pamuk

süpürge

portakal





15

Etkinlik

Akıcı okuyana kadar okuyalım.

PORTAKAL

Parla portakal al.
Portakalı daldan kopart.
Sepete portakalı doldur.
Portakallar sulu olsun.
Polat ile suyunu sık iç.



PİL

Pınar bu piller bitmiş.
Pilleri çöpe atma.
Atık pil kutusunda topla.
Peyami ile pembe kutuya topla.
Piller toprakları kirletir.



PAZAR

Pazara gidelim.
Patates alalım.
Patatesi ne yapalım?
Sobada pişirelim.
Serap ile yiyelim.



PEYNİR

Bu peynir pek güzel.
Poyraz peyniri çok yer.
Peyniri Pelin ile yer.
Pelin peynir ile pide yapar.
Peynirli pide yerler.





1. SINIF

Patates

Pembe patates

Pilot pembe patates

Pilot pembe patates patladı.

Pilot Pelin pembe patates patladı.

Pilot pembe patates patladı.

Pilot pembe patates

Pembe patates

Patates



Patlıcan

Közde patlıcan

Közde mor patlıcan

Közde mor patlıcan pişti.

Közde mor patlıcan

Közde patlıcan

Patlıcan





16

Etkinlik

Okuyalım, yazalım.



PIRASA

Pelin, İpek ile pazara git.

Pazardan pırasa al.

Pırasa püsküllü olsun.

Annen pırasa yapsın.

İçine pirinç katsın.

Blank writing area with a dotted line for tracing.

Blank writing area with a dotted line for tracing.

Blank writing area with a dotted line for tracing.

Blank writing area with a dotted line for tracing.

Blank writing area with a dotted line for tracing.

Blank writing area with a dotted line for tracing.





PENGUEN

Kutupta yaşar penguen.

Yüzer buzla birlikte.

Balık yiyip durur.

Yediklerini depolar.

Karnını öyle doyurur.



PENGUEN

Kutupta yaşar penguen.

Yüzer buzla birlikte.

Balık yiyip durur.

Yediklerini depolar.

Karnını öyle doyurur.

